












































































	score/ value	rank	strength/ weakness		score/ value	rank	strength/ weakness		score/ value	rank	strength/ weakness
<b>BASIC HUMAN NEEDS</b>	<b>86.70</b>	<b>40</b>		<b>FOUNDATIONS OF WELLBEING</b>	<b>74.78</b>	<b>51</b>		<b>OPPORTUNITY</b>	<b>69.20</b>	<b>46</b>	
<b>Nutrition and Basic Medical Care</b>	<b>93.62</b>	<b>34</b>		<b>Access to Basic Knowledge</b>	<b>85.92</b>	<b>65</b>		<b>Personal Rights</b>	<b>85.22</b>	<b>51</b>	
Child stunting (0=low risk; 100=high risk)	7.18	73		Equal access to quality education (0=unequal; 4=equal)	2.31	83		Freedom of religion (0=no freedom; 4=full freedom)	3.22	107	
Infectious diseases (DALYs/100,000)	1457.74	65		Population with no schooling (proportion of pop.)	0.01	45		Property rights for women (0=no rights; 5=full rights)	4.78	32	
Maternal mortality rate (deaths/100,000 live births)	16.97	50		Secondary school attainment (% of pop. aged 25+)	90.80	37		Freedom of peaceful assembly (0=no freedom; 4=full freedom)	2.74	89	
Child mortality rate (deaths/1,000 live births)	6.88	51		Primary school enrollment (% of children)	87.32	115		Access to justice (0=nonexistent; 1=observed)	0.79	64	
Undernourishment (% of pop.)	2.50	1		Gender parity in secondary attainment (distance from parity)	0.06	68		Freedom of discussion (0=low; 1=high)	0.97	16	
Diet low in fruits and vegetables (0=low risk; 100=high risk)	24.45	20		<b>Access to Information and Communications</b>	<b>87.67</b>	<b>36</b>		Political rights (0 and lower=no rights; 40=full rights)	35.00	38	
<b>Water and Sanitation</b>	<b>87.77</b>	<b>70</b>		Alternative sources of information index (0=low; 1=high)	0.91	23		<b>Personal Freedom and Choice</b>	<b>71.27</b>	<b>46</b>	
Unsafe water, sanitation and hygiene (DALYs/100,000)	118.80	52		Mobile telephone subscriptions (subscriptions/100 people)	117.44	1		Early marriage (% of married women aged 15-19)	5.44	66	
Access to improved sanitation (proportion of pop.)	0.85	98		Internet users (% of pop.)	78.46	55		Satisfied demand for contraception (% satisfied demand)	75.00	65	
Access to improved water source (proportion of pop.)	1.00	20		Access to online governance (0=low; 1=high)	0.81	46		Young people not in education, employment or training (% of youth)	14.75	53	
Satisfaction with water quality (proportion of pop.)	0.74	68		<b>Health and Wellness</b>	<b>58.78</b>	<b>81</b>		Vulnerable employment (% of total employment)	23.09	65	
<b>Shelter</b>	<b>90.71</b>	<b>34</b>		Equal access to quality healthcare (0=unequal; 4=equal)	1.44	110		Perception of corruption (0=high corruption; 100=low corruption)	45.00	57	
Household air pollution (DALYs/100,000)	155.78	72		Life expectancy at 60 (years)	20.42	72		Freedom of domestic movement (0=low; 1=high)	0.70	101	
Access to electricity (% of pop.)	100.00	1		Premature deaths from non-communicable diseases (deaths/100,000)	404.36	97		<b>Inclusiveness</b>	<b>54.69</b>	<b>60</b>	
Usage of clean fuels and technology for cooking (% of pop.)	100.00	1		Access to essential health services (0=none; 100=full coverage)	79.76	45		Equal protection index (0=low; 1=high)	0.72	70	
Dissatisfaction with housing affordability (proportion of pop.)	0.42	57		Satisfaction with availability of quality healthcare (proportion of pop.)	0.56	71		Equal access index (0=low; 1=high)	0.74	64	
<b>Personal Safety</b>	<b>74.71</b>	<b>35</b>		<b>Environmental Quality</b>	<b>66.76</b>	<b>48</b>		Power distributed by sexual orientation (0=extremely unequal; 3=equal)	1.06	80	
Transportation related injuries (DALYs/100,000)	775.07	75		Lead exposure (DALYs/100,000)	169.75	72		Access to public services distributed by social group (0=extremely unequal; 4=equal)	2.87	50	
Interpersonal violence (DALYs/100,000)	120.80	46		Particulate matter pollution (mean annual exposure, µg/m3)	14.37	40		Acceptance of gays and lesbians (proportion of pop.)	0.26	76	
Political killings and torture (0=low freedom; 1=high freedom)	0.94	31		Outdoor air pollution (DALYs/100,000)	936.38	82		Discrimination and violence against minorities (0=low; 10=high)	6.00	89	
Intimate partner violence (% of women aged 15+)	7.12	45		Species protection (0=low; 100=high)	98.16	24		<b>Access to Advanced Education</b>	<b>65.62</b>	<b>44</b>	
Money stolen (proportion of pop.)	0.07	20						Academic freedom (0=low; 1=high)	0.89	38	
								Women with advanced education (proportion of females)	0.53	54	
								Expected years of tertiary schooling (years)	2.42	65	
								Citable documents (documents/1,000 people)	0.88	47	
								Quality weighted universities (points)	30.00	43	

**Note:**

Overall index, component and dimension scores are on a 0-100 scale; indicator scores are raw values.

**Comparing Countries**

Over-and underperformance is relative to 15 countries of similar GDP per capita: Panama, Turkey, Croatia, Greece, Latvia, Oman, Slovakia, Malaysia, Russia, Hungary, Poland, Kazakhstan, Trinidad and Tobago, Portugal, Chile

**Keys**

- |   |                                  |   |                                   |
|---|----------------------------------|---|-----------------------------------|
|  | Overperforming by 1 or more pts  |  | Overperforming by less than 1 pt  |
|  | Performing within expected range |  | Underperforming by less than 1 pt |
|  | Underperforming by 1 or more pts |  | No data available                 |